

# SUBURBAN TRADITIONAL

exterior inland colors



**SHERWIN-WILLIAMS.**






exterior inland colors



## SUBURBAN TRADITIONAL

Cities across America are surrounded by quaint neighborhoods of stately Colonials, humble post-war Bungalows and sprawling Ranches. These tree-lined streets inspired the Suburban Traditional Palette – established color combinations that befit traditional residential architecture and blend well with suburban landscape. Not to mention make yours the best looking home on the block.



## REDUCING OUR IMPACT ON THE ENVIRONMENT



Your neighborhood Sherwin-Williams® paint store has paints that have less impact on our environment, are GREENGUARD Certified and are great for your home. GREENGUARD Certified products are certified to GREENGUARD standards for low chemical emissions into indoor air during product usage. Visit [ul.com/gg](http://ul.com/gg) for more information.



PRODUCT CERTIFIED FOR  
LOW CHEMICAL EMISSIONS  
UL.COM/GG  
UL 2818





## The inside scoop on the exterior

Bringing color to the outside of your house can have a tremendous effect on your home's value and curb appeal.

### Things to keep in mind:

- Coordinate paint colors with existing features of your home such as your roof and any brick or stone accents you may have.
- Look for colors that harmonize with your surrounding landscape and neighborhood. Or use any of our color palette collections to find combinations appropriate for the architecture of your home.
- Add splashes of color by highlighting details such as doors, shutters, and architectural elements. Keep in mind light colors can add size, while dark color can inject drama.



There are thousands of colors in the world.

**It's time to embrace them.**

**Ask Sherwin-Williams.™**

If you have questions or need advice, visit [sherwin-williams.com](http://sherwin-williams.com) or talk with one of our in-store experts. They can help you narrow your color choices and build a checklist of all the tools and products you'll need.



# SUBURBAN TRADITIONAL



(B)

(T)


(A)



| BODY                              | TRIM                              | ACCENT                          |
|-----------------------------------|-----------------------------------|---------------------------------|
| <b>Cardboard</b><br>SW 6124       | <b>Believable Buff</b><br>SW 6120 | <b>Urbane Bronze</b><br>SW 7048 |
| <b>Wool Skein</b><br>SW 6148      | <b>Hardware</b><br>SW 6172        | <b>Fired Brick</b><br>SW 6335   |
| <b>Universal Khaki</b><br>SW 6150 | <b>Moderate White</b><br>SW 6140  | <b>Naval</b><br>SW 6244         |



| BODY                              | TRIM                               | ACCENT                       |
|-----------------------------------|------------------------------------|------------------------------|
| <b>Summit Gray</b><br>SW 7669     | <b>Extra White</b><br>SW 7006      | <b>Greenblack</b><br>SW 6994 |
| <b>Restrained Gold</b><br>SW 6129 | <b>Polar Bear</b><br>SW 7564       | <b>Forestwood</b><br>SW 7730 |
| <b>Virtual Taupe</b><br>SW 7039   | <b>Accessible Beige</b><br>SW 7036 | <b>Rustic Red</b><br>SW 7593 |



(B)

(T)

(A)





| BODY                               | TRIM                            | ACCENT                       |
|------------------------------------|---------------------------------|------------------------------|
| <b>Poolhouse</b><br>SW 7603        | <b>City Loft</b><br>SW 7631     | <b>Peppercorn</b><br>SW 7674 |
| <b>Whole Wheat</b><br>SW 6121      | <b>Antique White</b><br>SW 6119 | <b>Raisin</b><br>SW 7630     |
| <b>Knitting Needles</b><br>SW 7672 | <b>Pearly White</b><br>SW 7009  | <b>Seaworthy</b><br>SW 7620  |



(B) (T) (A)




(B) (T) (A)



| BODY                          | TRIM                          | ACCENT                        |
|-------------------------------|-------------------------------|-------------------------------|
| <b>Humble Gold</b><br>SW 6380 | <b>Wool Skein</b><br>SW 6148  | <b>Griffin</b><br>SW 7026     |
| <b>Jubilee</b><br>SW 6248     | <b>Extra White</b><br>SW 7006 | <b>Salute</b><br>SW 7582      |
| <b>Green Earth</b><br>SW 7748 | <b>Nacre</b><br>SW 6154       | <b>Fiery Brown</b><br>SW 6055 |

Scheme number 2 is featured on the cover.



Ⓑ

Ⓓ

Ⓐ



| BODY                           | TRIM                            | ACCENT                        |
|--------------------------------|---------------------------------|-------------------------------|
| <b>Red Barn</b><br>SW 7591     | <b>Alabaster</b><br>SW 7008     | <b>Domino</b><br>SW 6989      |
| <b>Dormer Brown</b><br>SW 7521 | <b>Patience</b><br>SW 7555      | <b>Cordovan</b><br>SW 6027    |
| <b>Slate Tile</b><br>SW 7624   | <b>Grecian Ivory</b><br>SW 7541 | <b>Manor House</b><br>SW 7505 |



| BODY                             | TRIM                             | ACCENT                         |
|----------------------------------|----------------------------------|--------------------------------|
| <b>Softer Tan</b><br>SW 6141     | <b>Foothills</b><br>SW 7514      | <b>Darkroom</b><br>SW 7083     |
| <b>Maison Blanche</b><br>SW 7526 | <b>Alabaster</b><br>SW 7008      | <b>Dried Thyme</b><br>SW 6186  |
| <b>Carriage Door</b><br>SW 7594  | <b>Windsor Greige</b><br>SW 7528 | <b>Thunder Gray</b><br>SW 7645 |



Ⓑ

Ⓓ

Ⓐ



# SUBURBAN TRADITIONAL

SHERWIN-WILLIAMS  
**COLORSNAP®** | STUDIO




From our interactive color wall to Color to Go® samples, inspirational color guides and expert advice, you'll find everything you need to complete your project at your neighborhood Sherwin-Williams paint store.

SHERWIN-WILLIAMS  
**COLORSNAP®** | VISUALIZER




Explore color and virtually paint any room with the swipe of a finger. Match colors from photos, save colors and before you paint, see them on your own walls!

[sherwin-williams.com/colorsnap](http://sherwin-williams.com/colorsnap)



**Emerald® Exterior**

Best-in-Class  
Overall Performance



**Duration®**

Excellent Durability  
and Hide



**Resilience®**

Exceptional Moisture  
Resistance



**SuperPaint®**

Outstanding  
Performance

For the Sherwin-Williams location nearest you, call **1.800.4.SHERWIN** or visit us online at [sherwin-williams.com](http://sherwin-williams.com)




Due to variations in the printing process, actual colors may vary from those shown in this brochure.  
Cover The Earth and The Sherwin-Williams logo are registered trademarks of  
The Sherwin-Williams Company. ©2015 CS 05/16

945-3077






| BODY                          | TRIM                           | ACCENT                             |
|-------------------------------|--------------------------------|------------------------------------|
| <b>Khaki Shade</b><br>SW 7533 | <b>Tiki Hut</b><br>SW 7509     | <b>Brandywine</b><br>SW 7710       |
| <b>Burlap</b><br>SW 6137      | <b>Rice Grain</b><br>SW 6155   | <b>Bitter Chocolate</b><br>SW 6013 |
| <b>Tree Branch</b><br>SW 7525 | <b>Divine White</b><br>SW 6105 | <b>Rustic Red</b><br>SW 7593       |



(B)

(T)

(A)



(B)

(T)

(A)



| BODY                           | TRIM                           | ACCENT                          |
|--------------------------------|--------------------------------|---------------------------------|
| <b>Rare Gray</b><br>SW 6199    | <b>Casa Blanca</b><br>SW 7571  | <b>Pewter Green</b><br>SW 6208  |
| <b>Dover White</b><br>SW 6385  | <b>Gateway Gray</b><br>SW 7644 | <b>Mediterranean</b><br>SW 7617 |
| <b>Concord Buff</b><br>SW 7684 | <b>Pure White</b><br>SW 7005   | <b>Porpoise</b><br>SW 7047      |

(B) Body

(T) Trim

(A) Accent