


exterior historic colors

AMERICA'S HERITAGE



SHERWIN-WILLIAMS





exterior historic colors



AMERICA'S HERITAGE

The America's Heritage Palette pays homage to key architectural styles throughout American history. Ranging from exuberant hues that adorned ornately appointed Victorians to the softer, restrained shades of Craftsman bungalows, our featured color combinations are based on authentic schemes from their respective eras. Each has endured the test of time and is sure to provide beauty and enjoyment for centuries to come.






The inside scoop on the exterior

Bringing color to the outside of your house can have a tremendous effect on your home's value and curb appeal.

Things to keep in mind:

- Coordinate paint colors with existing features of your home such as your roof and any brick or stone accents you may have.
- Look for colors that harmonize with your surrounding landscape and neighborhood. Or use any of our color palette collections to find combinations appropriate for the architecture of your home.
- Add splashes of color by highlighting details such as doors, shutters, and architectural elements. Keep in mind light colors can add size, while dark color can inject drama.



There are thousands of colors in the world.

It's time to embrace them.

Ask Sherwin-Williams.™

If you have questions or need advice, visit sherwin-williams.com or talk with one of our in-store experts. They can help you narrow your color choices and build a checklist of all the tools and products you'll need.






historic color

AMERICA'S HERITAGE



BODY	TRIM	ACCENT	ACCENT 2
Renwick Rose Beige SW 2804	Renwick Beige SW 2805	Pewter Tankard SW 0023	Polished Mahogany SW 2838
Renwick Golden Oak SW 2824	Downing Straw SW 2813	Roycroft Vellum SW 2833	Deepest Mauve SW 0005
Downing Sand SW 2822	Rookwood Clay SW 2823	Rookwood Sash Green SW 2810	Rookwood Blue Green SW 2811





Ⓑ

Ⓓ

Ⓐ



BODY	TRIM	ACCENT	ACCENT 2
Sheraton Sage SW 0014	Downing Sand SW 2822	Rookwood Antique Gold SW 2814	Fairfax Brown SW 2856
Eastlake Gold SW 0009	Classical White SW 2829	Curio Gray SW 0024	Downing Slate SW 2819
Pearl Gray SW 0052	Classic Light Buff SW 0050	Colonial Revival Stone SW 2827	Mulberry Silk SW 0001



Ⓑ




Ⓓ

Ⓐ

Due to variations in the printing process, actual colors may vary from those shown in this brochure.






BODY	TRIM	ACCENT	ACCENT 2
Downing Slate SW 2819	Downing Straw SW 2813	Rookwood Antique Gold SW 2814	Rookwood Medium Brown SW 2807
Downing Earth SW 2820	Renwick Beige SW 2805	Rookwood Terra Cotta SW 2803	Rookwood Dark Brown SW 2808
Renwick Olive SW 2815	Downing Sand SW 2822	Rookwood Dark Green SW 2816	Rookwood Amber SW 2817



(B)

(T)

(A)



(B)



(T)

(A)



BODY	TRIM	ACCENT	ACCENT 2
Craftsman Brown SW 2835	Roycroft Vellum SW 2833	Rookwood Brown SW 2806	Naval SW 6244
Birdseye Maple SW 2834	Roycroft Brass SW 2843	Roycroft Bronze Green SW 2846	Aurora Brown SW 2837
Roycroft Pewter SW 2848	Weathered Shingle SW 2841	Roycroft Vellum SW 2833	Roycroft Copper Red SW 2839

The above scheme is featured on the cover.



Ⓑ

Ⓓ


Ⓐ



BODY	TRIM	ACCENT	ACCENT 2
Downing Stone SW 2821	Sage Green Light SW 2851	Roycroft Bronze Green SW 2846	Classic Light Buff SW 0050
Rookwood Clay SW 2823	Pure White SW 7005	Downing Sand SW 2822	Teal Stencil SW 0018
Downing Straw SW 2813	Roycroft Vellum SW 2833	Roycroft Pewter SW 2848	Classic French Gray SW 0077




BODY	TRIM	ACCENT	ACCENT 2
Antique White SW 6119	Roycroft Suede SW 2842	Creamy SW 7012	Bunglehouse Blue SW 0048
Peace Yellow SW 2857	Rookwood Antique Gold SW 2814	Classical White SW 2829	Roycroft Bottle Green SW 2847
Roycroft Mist Gray SW 2844	Downing Stone SW 2821	Extra White SW 7006	Rookwood Dark Red SW 2801



Ⓑ

Ⓓ

Ⓐ






Ⓑ

Ⓓ

Ⓐ

BODY	TRIM	ACCENT	ACCENT 2
Needlepoint Navy SW 0032	Classic Light Buff SW 0050	New Colonial Yellow SW 2853	Antiquarian Brown SW 0045
Chelsea Gray SW 2850	Westchester Gray SW 2849	Decorous Amber SW 0007	Roycroft Pewter SW 2848
Downing Sand SW 2822	Classical White SW 2829	Toile Red SW 0006	Rookwood Dark Brown SW 2808



Ⓑ

Ⓓ

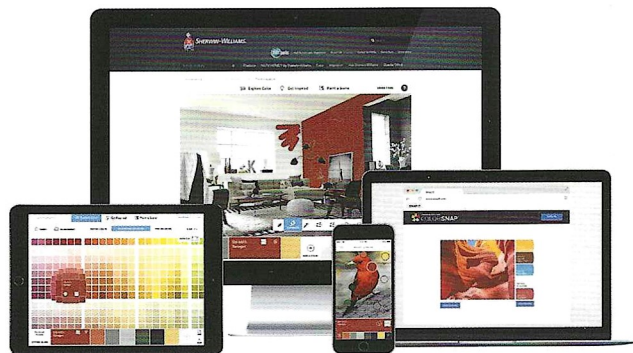

Ⓐ



BODY	TRIM	ACCENT	ACCENT 2
Colonial Revival Stone SW 2827	Classical White SW 2829	Tricorn Black SW 6258	Rookwood Red SW 2802
Colonial Revival Gray SW 2832	Pure White SW 7005	Downing Slate SW 2819	Harvester SW 6373
Colonial Revival Green Stone SW 2826	Classic Light Buff SW 0050	Polished Mahogany SW 2838	Roycroft Bronze Green SW 2846

Ⓑ Body Ⓓ Trim Ⓐ Accent | Featured accent colors can be used individually or as a combination.

AMERICA'S HERITAGE




From our interactive color wall to Color to Go® samples, inspirational color guides and expert advice, you'll find everything you need to complete your project at your neighborhood Sherwin-Williams paint store.

Explore color and virtually paint any room with the swipe of a finger. Match colors from photos, save colors and before you paint, see them on your own walls!


sherwin-williams.com/colorsnap



**Emerald®
Rain Refresh™**
Ultradurable with
Self-Cleaning Technology™*



Emerald® Exterior
Best-in-Class
Overall Performance



Duration®
Excellent Durability
and Hide



Latitude®
Premium performance with
ClimateFlex Technology™**



SuperPaint®
Outstanding
Performance

*Formulated so dirt washes away upon contact with rain or water for a clean, fresh look with minimal maintenance.

**Formulated with ClimateFlex Technology™, provides exceptional early moisture resistance, smooth application and appearance at extreme temperatures. Application at 35°F-120°F air, surface and material temperatures.

For the Sherwin-Williams location nearest you, call **1.800.4.SHERWIN** or visit us online at sherwin-williams.com



Due to variations in the printing process, actual colors may vary from those shown in this brochure. Cover The Earth and The Sherwin-Williams logo are registered trademarks of The Sherwin-Williams Company. Product names, logos, brands and other trademarks are the property of their respective trademark holders. ©2020 CS 8/21

945-3119

